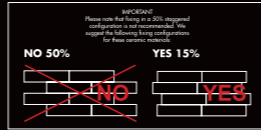




TECHNICAL CHARACTERISTICS PORCELAIN STONEWARE EN 14411 G gruppo B1a GL	STANDARD REQUIREMENTS			TEST RESULTS	REFERENCE STANDARD
	7cm ≤ N < 15 cm (mm)	N ≥ 15 cm (mm)			
LENGTH AND WIDTH: ADMITTED DEVIATION, IN %, OF THE AVERAGE SIZE OF EACH TILE FROM THE PRODUCTION DIMENSIONS	±0,9 mm	±0,6 mm	±2mm	±0,15%	
ADMITTED DEVIATION, IN %, OF THE AVERAGE THICKNESS OF EACH TILE FROM THE PRODUCTION DIMENSIONS	±0,5 mm	±5,0%	±0,5 mm	±5%	
MAXIMUM STRAIGHTNESS DEVIATION, IN %, IN RELATION TO THE CORRESPONDING PRODUCTION DIMENSIONS	±0,75 mm	±0,5%	±1,5 mm	±0,1%	ISO 10545-2
MAXIMUM RIGHT-ANGLE DEVIATION, IN %, IN RELATION TO THE CORRESPONDING PRODUCTION DIMENSIONS	±0,75 mm	±0,5%	±2,0 mm	±0,2%	
FLATNESS (CURVING IN THE MIDDLE, CORNER AND WARPING)	±0,75 mm	±0,6%	±2,0 mm	±0,35%	
SURFACE QUALITY	AT LEAST 95% OF THE TILES MUST BE FREE FROM VISIBLE FLAWS.			CONFORMING	
% WATER ABSORPTION	E ≤ 0,5%			E < 0,1%	ISO 10545-3
BREAKING STRENGTH IN N (thickness ≥ 7,5 mm)	1300 min			> 1700	ISO 10545-4
N/mm ² FLEXURAL STRENGTH TEST	35 min			> 40	ISO 10545-4
RESISTANCE TO ABRASION OF GLAZED TILES	SEE MANUFACTURER'S DECLARATION			CLASSE 4	ISO 10545-7
THERMAL SHOCKS RESISTANT				RÉSISTANT	ISO 10545-9
GLAZE CRAZING RESISTANCE	REQUIRED			RÉSISTANT	ISO 10545-11
RESISTANCE TO STAINING				CLASSE 4	ISO 10545-14
RESISTANCE TO LOW CONCENTRATIONS OF ACIDS AND ALKALIS	SEE MANUFACTURER'S DECLARATION			GLB (POLISHED) GLA (NATURAL)	ISO 10545-13
RESISTANCE TO DOMESTIC CHEMICAL PRODUCTS AND ADDITIVES FOR SWIMMING POOLS	GB min			GA	
FROST RESISTANCE	REQUIRED			RÉSISTANT	ISO 10545-12
FRICION COEFFICIENT (SLIPPERINESS)				R9 (NATURAL) Dry/Wet > 0,6 (NATURAL) Wet > 0,42 (NATURAL)	DN 51130:2010 ASTM C 1028 DCOF (section 9.6 ANSI A 137.1 2012)



ITALIA
Porcelain



GROUP JOINT REQUIRED FOR RECTIFIED EDGE TILE
1/2 BROKEN JOINT NOT RECOMMENDED




HAPPY FLOORS



ITALIA

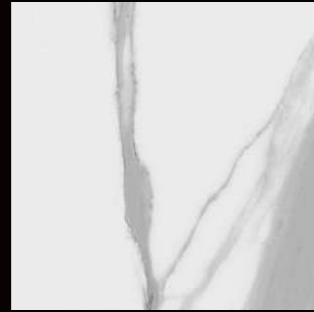
GROUT JOINT REQUIRED FOR RECTIFIED EDGE TILE
1/2 BROKEN JOINT NOT RECOMMENDED




BIANCO 16"x32" RECTIFIED EDGE NATURAL



BIANCO 3"x24" BULLNOSE NATURAL




BIANCO 24"x24" RECTIFIED EDGE NATURAL



BIANCO 12"x24" RECTIFIED EDGE NATURAL



BIANCO 3"x12" BRICK RECTIFIED EDGE NATURAL



BIANCO 12"x12" SHEET 1"x1" NATURAL MOSAIC



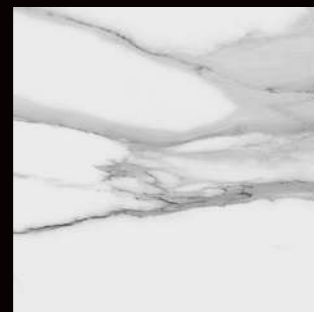
BIANCO 12"x14" SHEET HEXAGON NATURAL MOSAIC



BIANCO 16"x32" RECTIFIED EDGE POLISHED



BIANCO 3"x24" BULLNOSE POLISHED



BIANCO 24"x24" RECTIFIED EDGE POLISHED



BIANCO 12"x24" RECTIFIED EDGE POLISHED



BIANCO 3"x12" BRICK RECTIFIED EDGE POLISHED



BIANCO 12"x12" SHEET 1"x1" POLISHED MOSAIC



BIANCO 12"x14" SHEET HEXAGON POLISHED MOSAIC

